


# Bracelet template




## Bracelet

By 3Doodler Community




## Step 1



Roll up a piece of paper with tape to match the size of your wrist.

## Step 2



Use a bottle as support for easy doodling.

## Step 3



Start to outline your lovely bracelet!

## Step 4



Color it in with your desired colors.

## Final



## Bracelet

By 3Doodler Community

